



# **BIBLE IN 90 DAYS**

## **Get Started & More**

**Start a B90 Group**

**Facilitate a B90 Group**

**B90 Products**

**B90 Helps, Tips & FAQs**

**B90 Best Practices**

# Start a B90 Group

Take a journey through the Bible in 90 Days. Reading with a group together increases the success rate of finishing the whole Bible. The premise is simple: read 12 pages a day using our B90 NIV Bible, or your own Bible. Then each week, gather for group discussion, watch a teaching video, and enjoy fellowship. Meetings generally last about 60-90 min, provide accountability, to share insights, and review the previous week's readings.

## Who Can Lead a B90 Group?

Almost anyone. By using our recommended resources, even with minimal Bible knowledge, you can lead a group through *Bible in 90 Days*. It works because the B90 materials are designed to help you facilitate a group (rather than teaching it). Your main concern as a facilitator is your commitment to lead a group through the readings. You must either (a) read with the group, or (b) have previously read through the entire Bible yourself.

## Start a B90 Group

First, determine start and finish dates for reading, and what day your weekly group meetings will gather. Think about the time of year and the availability of potential participants when you select your dates. Example: starting B90 near Thanksgiving or Christmas is not the ideal time. B90 sessions should end before Thanksgiving — it will be more successful. Think of times or seasons that will be most advantageous for your group.

## Choose B90 Materials

See the “B90 Products” section in this document to learn about the best resources for reading the Bible and for weekly small group meetings.

## Prepare for the First Meeting

Bring copies of the B90 print materials for participants to purchase. Let participants know about material costs before the first meeting. For participants who prefer using a computer or mobile device, they may subscribe to Bible in 90 Days Digital if you send them this [link](#). You can also integrate B90 print and digital materials within a small group, it just takes a little extra logistics.

## Publicize and Promote Early

The sooner the better! Use email, fliers, church bulletins, pulpit announcements, and/or social media to spread the word. Encourage participants to invite friends or family members to join them. You can find our free B90 promo tools [▼ here](#).

## **Set Finish Date**

It keeps everyone fixed on the same goal. People can join in later, but it needs to be early on, not weeks into the reading. Starting together, being on time, consistency, etc. sets up participants for success, and will minimize discouragement and dropouts.

## **Think Bigger!**

Think beyond your original target audience. When the Denver Post visited a Bible in 90 Days host church, there were 600 participants! Of the 600, there were 200 who were not even members of that church ... they came from the surrounding community! You just never know who you might reach with Bible in 90 Days.

## **FAQs: Know the Answers**

Be prepared to answer most (or all) of the Frequently Asked Questions. Participants need to know about the B90 material choices. What is the start date? When and where will the weekly small group(s) meet? Tell participants what to expect and what's expected of them. The B90 FAQs can be found later in this document.

## **Keep Groups Small**

If a group has more than 12 people, then divide it into two smaller groups. Watch the B90 videos together. Appoint a discussion leader for each small group. Remember: B90 is *not* a Bible study — it's a *read* through the Bible. As facilitator, keep this in mind.

## **Celebrate Completion!**

Some B90 groups celebrate the half-way mark (usually week 7) with refreshments. Many groups host a graduation party for their last meeting. It's good to celebrate! So we offer B90 Completion Certificate for graduates, which you may download [▼ here](#). Encourage graduates to tell their stories! They can share their B90 experience [▼ here](#). Finally, graduates make great Bible-reading advocates — maybe some will launch new B90 groups!

# Facilitate a B90 Group

**After you're familiarized with starting a Bible in 90 Days small group, now you want to know how to facilitate a B90 group. Below are a few basic, great tips for facilitating.**

## **Pray**

Begin by praying for yourself, your group, and that God will reveal Himself to each participant as they read His Word. Always acknowledge God's presence (Jesus assured it). Ask for the Holy Spirit's guidance as you facilitate. Lay your challenges at His feet. He will guide you and your group to the finish. Encourage group members to do the same.

## **Read B90 Yourself**

This may seem obvious, but you must commit to reading daily yourself, and complete the readings *ahead* of the group. Your own commitment is paramount to the group's success. Participants need to know that you are invested to read and achieve this goal.

## **Honor Everyone's Time**

Everyone is strapped for time. When you start and end each meeting on schedule, they'll know you value their time. To ensure a meeting's success, do the readings, be prepared by using the Facilitator's Guide in the *B90 Guide*, the *B90 Digital GuideBook*, or the *B90 Classic Leader's Guide*. Stay focused on what needs to be discussed. Try to avoid excessive banter so you can start and end on time.

## **Foster Accountability & Fellowship**

Help group members get to know each other, to feel comfortable discussing the reading, as well as holding each other accountable. Encourage members to pray for each other. Accountability for online groups is an extra challenge because they may never be face to face. If hosting an online group, do weekly check-ins with each other. You can do this via a Facebook group, blog page, Zoom, or by email. One successful online B90 leader paired her group members so each had a direct accountability partner.

## **Use the B90 Resources**


We have carefully designed, developed, and tested all of the B90 materials to ensure success. Hundreds of thousands of people have completed reading the Bible in 90 days by following these procedures. You want to succeed — we want you to

succeed too! So it just makes sense to use our proven process. Our website features free B90 practical and promo tools. You can customize these resources to better fit your group. [▼ B90 Freebies](#)

### **Facilitate — Don't Teach**

Participants usually have questions about the Scripture readings. Your job is to help them read, not teach. When questions arise, two good answers are, “What do you think?” or “Keep reading and let me know what you think later.” Suggest they write down their questions now so they can research for answers after the reading is complete. One B90 facilitator invited the senior pastor to the group’s graduation celebration, where participants could then ask any questions they had collected during the course.

# B90 Products




## Bible in 90 Days NIV Bible

We recommend the B90 NIV Bible. It's been specifically designed to facilitate easier reading. Benefits include:

- Readable NIV translation
  - Larger print with minimal footnotes
  - Thin and portable
  - Start and end markers for each day's reading
- Read 12 pages a day; finish in 90 days

Even if you already own a Bible, the B90 Bible is strongly recommended for anyone who desires to successfully read the Bible from cover-to-cover.



## Bible in 90 Days Guide

The *Bible in 90 Days Guide* is the print version of the original B90 email automation. We added several more effective resources, including a Facilitators Guide, Small Group Questions, Weekly Session Overviews, streaming teaching videos, and much more.



## Bible in 90 Days Light

*Bible in 90 Days Light* is a concise version of *Bible in 90 Days Guide*. *B90 Light* features 90 daily reading summaries, Biblical devotionals, a key response question, a closing prayer, weekly previews and reviews, teaching videos, and ample space for journaling personal insights and notes. And its smaller (6×9 inch) slimmer size travels great too.



## Bible in 90 Days Digital

*Bible in 90 Days Digital* is a 90-day email series using our time-tested “Read » Study » Live” format. Read 12 pages a day. The Study (Reflect) section features Biblical commentary and insights. The Live (Respond) section challenges you to apply Scripture to your life. *B90 Digital* is accessible from your computer or mobile device. Includes: one-minute synopsis videos, daily coaching tips, and more.

## B90 Teaching Video Series

Each of our *Bible in 90 Days* Companions (Guide, Light, & Digital) includes the video teaching Series 1 • The Essential Snapshot.

**Series 1** • “The Essential Snapshot” video teaching series is hosted by Dr. William Campbell, Founder and Executive Director of Scripture Awakening. Teaching topics cover the Pentateuch, Israel’s history, Poetry, Prophecy, Gospels, Letters, right through to Revelation. Each week a new video corresponds to and expands your understanding of the B90 readings. Packed with interesting facts, perspectives, and essential insights, you will gain a better grasp of — and confidence in — the Scriptures. **(Format: streaming only)**

**Series 2** • This series is led by Jack Modesett, a businessman, former Chairman of the Board of Christianity Today, and gifted communicator. Jack presents Biblical insights in a effective and entertaining way which keeps participants engaged. **(Formats: DVD or streaming; may be purchased)**

**Series 3** • This series is led by John Walton, PhD and Mark Strauss, PhD. John teaches on the Old Testament at Wheaton Graduate School and College and has authored several books on the Old Testament. Mark is professor of New Testament at Bethel Seminary, a member of the Committee on Bible Translation, and has written numerous books and articles on the New Testament. **(Formats: DVD or streaming; may be purchased)**

## B90 Digital GuideBook




Included with your purchase of *B90 Digital*. Your journey through Scripture will be enhanced by the *B90 Digital GuideBook* (PDF) and ensures that you won’t miss anything critical along the way. It organizes the daily readings into weekly sessions, which help you see the larger picture and prepare for the daily B90 readings. The *GuideBook* includes a free facilitator’s guide to help you lead weekly B90 small group discussions.



## B90 Participant's Guide

The original *B90 Participant's Guide* features 14 “session” synopses of each full week of reading. The guide includes group discussion questions, reading assignments, book overviews, reading tips, space for notes, and more. One *Participant's Guide* for each participant is recommended.



## B90 Leader's Guide & DVD Kit

Kit includes the print *B90 Leader's Guide* booklet and 3 DVDs with 14 teaching sessions. The DVDs offer two lesson tracks to choose from:

**Modesett** • Session 1: Ted Cooper, B90 Founder; Sessions 2-14 with Jack Modesett, Bible teacher, business man, and former chair of Christianity Today.

**Walton & Strauss** • Session 1: Ted Cooper, B90 Founder; Sessions 2-10 with John Walton, OT professor at Wheaton College; Sessions 11-14 with Mark Strauss, NT professor at Bethel Seminary.

## B90 Helps & Tips

**Reading the Bible in 90 days is an incredibly rewarding experience — and also a challenge. To succeed in thoughtfully reading through the entire Bible in 90 Days, then we believe these three key steps are essential:**

- 1. Select a readable Bible version and format.** Use a Bible or Bible app that is text-only without additional study notes or materials. Focus on the actual text. Our B90 NIV Bible is a good example with consistent 12-pages-a-day readings.
- 2. Pick a time and place for the daily readings.** Find a quiet place. Remove any distractions. Bible readings average about 45-60 minutes of focused attention. If you're using the *Bible in 90 Days Guide* or *B90 Light*, the commentaries only add about 5-10 minutes daily, and provide you with a richer Bible reading experience.
- 3. Join a small group.** Meet weekly with others who are also reading B90. Meet to discuss what you've read and for encouragement. It also provides some accountability for staying on track and not falling behind. Being part of a small group really leads to success!

### **Additional Tips**

- Commit to doing the reading. Replace some of your television time or another activity with Bible readings, so that you're not overcrowding your day.
- Find your best time to read and set a pattern. This builds consistency. For some, it's first thing in the morning. For others, it's at night before sleeping. Others yet find it best to divide the readings throughout the day.
- Pray before you read.
- Keep your Bible with you — take it everywhere!
- Give priority to reading hard copy, which is proven to increase retention. However, listening to the Bible as you drive or exercise can save time to get you through a busy day.
- Write down questions as you read; investigate them later.
- If you get behind, don't give up and don't quit! Use the weekend to catch up. Or plan in a little extra reading time each day until you are caught up.

A "Focus" reading option is provided for those who simply cannot keep up but who want to remain on the journey with their church or group. It entails reading one highlight chapter each day. If you choose this option, then plan to do the "Full" reading option at a future time.

# B90 FAQs

## Why 90 Days?

Because most people can wrap their minds around doing something for 90 days. Imagine trying a new diet for three months ... or twelve. Which is more likely to succeed? From day one, the end is in sight. Yes, the readings *are* a challenge — yet participants often tell us it is a *manageable* challenge. And the payoff more than compensates.

## Who Can Lead a B90 Group?

You can! All it takes is a desire to help people read the entire Bible. Some leaders start a B90 group as a way to ensure that they themselves do the whole reading. That said, leaders *must* commit to read along with the group. In every case, a B90 leader's only job is to facilitate, not teach. The *B90 Guide*, *B90 Digital GuideBook*, or the *B90 Leader's Guide* booklet all contain facilitator guidelines.

## Why Does B90 Work?

It works for many reasons. Here are a few:

- **Time Frame:** 90 days vs. a year (or longer) is very doable and easier to commit to finish.
- **Readability:** The B90 Bible uses large print, minimal footnotes, and an easy-to-read translation.
- **Community:** Weekly meetings build support, fellowship, accountability, and valuable insights.
- **Support Materials:** Designed to help participants remain engaged and focused on one thing: reading the Bible!
- **Lowering Barriers:** Again, we emphasize one thing: Bible reading! Participants led by the Holy Spirit will be transformed by the Word they're reading.

## How Much Reading is There?

Participants using the *B90 NIV Bible* will read 12 pages a day, which usually takes about 45-60 minutes of reading time. And yes, participants read *every word* of the Bible. We also provide the "Focus" reading option, which takes only 12 minutes a day, for those who wish to be in a group but don't have time for the "Full" reading. We still recommend the Full reading option — it's doable and really worth the effort!

## Can I Do B90 By Myself (Not in a Group)?

Of course! All you need is "a Bible and a bookmark." Choose any version of the Bible you prefer, download our free [B90 Reading Plan Bookmark](#) and you're on your way.

Or find the B90 reading plan on the YouVersion Bible app. But just so you know: statistically your chances of successfully completing the 90-day readings increase dramatically when you use the *B90 NIV Bible* and join a B90 small group. Moreover, your Scripture comprehension will increase significantly when you supplement your Bible readings using the *B90 Guide*, *B90 Light*, or *B90 Digital* resources.

### **What Materials are Needed?**

We refer you to the “B90 Products” in the earlier section of this document for a complete overview of all *Bible in 90 Days* core and support resources.

### **Can I Mix the B90 Print & Digital Materials Together?**

Yes! All B90 materials, whether print or digital, are designed to complement the other and work together. When starting to organize your B90 small group, you may offer Participants (a) the print versions of the *B90 Bible*, books, and teaching videos, and/or (b) *B90 Digital* series, digital guide, and the teaching videos. Read the “B90 Best Practices” section later in this document.

### **Can I Use an Audio Bible Instead of Reading?**

In order to do B90, it’s best to read *all* of the Bible yourself. That said, you may choose to also listen to an audio Bible — which can help you focus while you’re reading. In fact, we published the official *Bible in 90 Days* reading plan on YouVersion’s Bible App, which offers a listening option as you read God’s Word. BibleGateway also has several audio Bible versions — so if you’re reading from the *B90 NIV Bible*, then select the NIV version for listening.

### **Can a B90 Group Meet Online?**

Yes! Sometimes it’s not possible for a B90 small group to meet in-person. An online group can still afford the fellowship and accountability needed to read the *Bible in 90 Days*. Online communities can be effective, significant, and vibrant. If you want to facilitate a B90 group online, here are some great (and free) online communication tools:

▼ [Facebook Messenger](#)

▼ [Google Meet](#)

▼ [WhatsApp](#)

▼ [Zoom](#)

## **Can B90 Really be Done in Large Settings?**

Yes, *Bible in 90 Days* can and has been done church-wide around the country. Whole towns and local communities have even united in reading the whole Bible together. B90 is designed to be scaled to virtually any size. But in all cases, the secret to success is doing B90 with others in a small group!

## **Have Denominations Used B90?**

B90 is a non-denominational curriculum which has been embraced in the following denominations:

Assembly of God | Baptist | Catholic | Church of Christ | Episcopal  
Evangelical Free | Lutheran | Methodist | Mennonite | Non-denominational  
Pentecostal | Presbyterian | United Methodist | Vineyard | ...and more!

## **How Can I Avoid Falling Behind in the Reading?**

If doing the Full reading plan, you need to aim for success. Adjust your schedule to place your reading time into the best part/parts of your day. Join a weekly B90 discussion group. Hold each other accountable.

## **What if I Do Fall Behind?**

Yep, it happens to the best of us. Sooo if/when it does, reserve additional time in your schedule to catch up. Alternately, set aside a day or weekend to catch up. It's very doable and the rewards are eternal!

## **How Do I Get Started?**

Glad you asked! Return to the "Start a B90 Group" earlier in this document. There you'll find easy-to-follow steps to begin a B90 group whenever you're ready. YES YOU CAN read the *Bible in 90 Days* — so let's get started!

# B90 • General Best Practices

The premise is simple: Participants read 12 pages of Scripture a day, gather weekly to watch a teaching video, engage in discussion, and fellowship — repeat. Fourteen weeks later — voilà — you’ve done it!

## How to Launch B90

1. Pick a launch date for your group (or church) to begin reading through B90. Note: If you have no experience with B90, consider taking a team of leaders through B90 before bringing it to your whole church. This will provide experience and testimonies to energize your congregation at a future date.
2. Advertise in advance. Maximize involvement. Get free B90 resources to assist with promoting, programing, a reading schedule, and more. [▼ B90 Freebies](#)

## Small Groups for Success

Journeying through the Bible with a group has many benefits. Participants read 12 pages of Scripture a day, gather weekly to watch a teaching video, engage in discussion and fellowship. The “Start a B90 Group” and “Facilitate a B90 Group” sections found in this document contain essential information about B90 small groups. A complete Facilitator’s Guide can be found in the Appendix of the *Bible in 90 Days Guide*.

If doing a B90 group online, Facilitators can use email, FaceBook, Zoom, or whatever forum works best for your group. Your weekly meetings may include the teaching videos, or Participants may choose to watch the videos on their own. If you intend to watch videos during your online sessions, then be sure to test functionality ahead of time to avoid glitches.

## Facilitating Small Groups

### Initially

1. Establish group communications (texts, email, Facebook, etc).
2. Communicate expectations: commit to read (approx. 45 min/day); attend small group meetings (about 90 min/week). Answer questions.

### Daily

Do the readings yourself! Encourage Participants to read. Stay on schedule.

### Weekly

Remember — don’t teach — but do facilitate! Monitor your group’s progress. A detailed B90 Facilitator’s Guide is included within the printed *B90 Leader’s Guide*, *B90 Guide*, or the *B90 Digital GuideBook* (pdf). Watch the B90 videos together. Use discussion questions to direct and stimulate dialogue.

### Finally

1. Recognize & reward the achievement! Download & print: [▼ B90 Certificates](#)
2. Have Participants complete the B90 Survey. They can also include a testimony of how B90 impacted their life. [▼ B90 Survey](#)
3. Help Participants identify their “next step” in their journey through God’s Word. Suggestion: [▼ BNEXT Bible Studies](#)
4. Offer feedback: what worked, didn’t work, suggest improvements.

To succeed in thoughtfully reading through the entire Bible, the steps below are essential:

**1** Select a readable Bible version and format. Use a Bible or Bible app that is text-only without study notes, references, etc. so you can focus on the actual text. The *B90 NIV Bible* is a good example with consistent 12-pages-a-day readings.

**2** Pick a time and place for the daily readings. Find a quiet place and remove any distractions. Be innovative as needed. Bible readings average about 45 minutes of focused attention. If using the *B90 Guide* or *B90 Light*, the commentaries add about 12 minutes daily, and provide you with a richer Bible reading experience.

**3** Join a small group. Meet weekly with others who are also reading B90. Meet to discuss what you’ve read and for encouragement — it leads to success. It also provides a degree of accountability for staying on track and not falling behind.

## B90 • Best Practices for Churches

**Churches are where most Bible in 90 Days groups take place. The detailed outline below will help you do your B90 group right.**

Begin with a pilot group — say 3-12 staff members and/or church leaders — that will start and complete Bible in 90 Days prior to a churchwide effort. Use the B90 resource materials to become familiar with them, and meet just as the Participants in the churchwide effort will meet. So, a pilot group might do the curriculum from June through August just prior to a church-wide effort beginning in September. This serves several purposes:

1. For many in the pilot group, this may be their first trip through God's Word;
2. Often, the pilot group provides an incredible foundation for the church-wide effort;
3. Video, written, or live testimonials from the pilot group can be used to promote the church-wide effort; and
4. Hands-on experience helps leadership understand how the various pillars of the Bible in 90 Days curriculum and resources fit together to undergird Participants' success.

Recruit a core group of Facilitators (Small Group Leaders) at least one month before your church-wide start date. See the printed B90 Leader's Guide for more details. A church-wide effort should focus on adults. Children as young as age 10 have successfully completed the program using the resources — but this is the exception rather than the rule. Those who are ready can participate along with the adults. What will make an indelible impression on the youth in the church is that the adults — parents, teachers, staff, etc. — are reading the entire Bible. This will be something they aspire to when they get older.

Promote B90 church-wide for at least 4 weeks prior to the first meeting. Use testimonials from the pilot group or elsewhere: in church services, bulletins, newsletters and social media. B90 is a great way to encourage the un-churched to attend your church over a 90-day time period. Most people want to read the entire Bible, and they'll even come to your church to do so. It then gives you 14 weeks to encourage them to keep coming back.

During the run-up to launch, register attendees so you can estimate what materials to order. However, registration should be limited to getting people to come to the first official B90 meeting. Let them know — at that meeting — they'll be given all the information they need in order to make an informed decision as to whether or

not they can participate in the 90-day challenge. During the weeks before the first meeting, have people register for the first meeting. However, don't distribute B90 materials or take money until the first meeting.

## **Why? Because...**

1. Almost everyone who attends the first meeting will end up committing to the challenge and,
2. A lot more people will come to the first meeting, since their initial commitment only requires them to come to a meeting!

This two-step process may seem unnecessary, but really it's crucial — like courtships starting with a date rather than a proposal. During the first meeting, they'll be given all the information necessary to make an informed decision. Virtually everyone in attendance will say 'yes', and some will encourage friends and family to come with them to the second meeting.

- Do not distribute the B90 materials prior to the first meeting. This keeps people from “getting a head start,” then falling victim to the same hurdles that typically thwart people's efforts to read the entire Bible. The information shared in the first meeting is crucial in helping people approach the challenge that results in successfully finishing B90.
- Participants need to invest in the B90 program. Many churches have Participants pay, say, \$15-25 for materials (like the B90 NIV Bible and Participant's Guide). The investment helps “lock in” their commitment.
- Keep Participants accountable through the course. The two-colored name tag system described in the B90 Leader's Guide may feel awkward, but it's effective. It keeps Participants accountable while minimizing the burden on leadership. When Participants report their status (“current” or “a little behind” in reading) it ultimately helps them succeed.
- The Senior Pastor and/or at least one respected key lay leader should be visible proponents — even Participants themselves — in the B90 readings.
- During the 14 weeks of reading B90, we recommend the pastor preach a sermon(s) drawn from themes or topics from the prior week's reading. The pastor can choose what's best, or refer to the B90 sample sermons available on our website.
- Sermons from the B90 readings immediately rewards the Participants. It trains them that being Immersed in Scripture will help them glean more from each week's sermons. And non-participants will wish they were, and will likely

be more willing the next time B90 is offered. Also, there is no need for the sermons to summarize the prior week's reading.

- Plan and announce a church-wide celebration after completing B90.

## **Scheduling & Seasons**

Offer several meeting times. For instance, a group on Sunday evening at 6:00 PM, another Tuesday morning at 7:00 AM, and another on Wednesday evening at 6:30 PM, etc. Make it as convenient as possible for your congregants and guests to say YES to the challenge.

### **Winter**

For larger churches, it is best to start between late January and late February. This allows time to market the start after Christmas vacation. Starting by late February (1) still takes advantage of a people's desire to do something meaningful during the new year and (2) typically allows you to finish before school lets out for the summer. Note: Don't start a church-wide effort on January 1, and don't start on a day when you know some of the people will be out late the night before.

### **Spring**

An excellent season for B90. Many Christian believers celebrate Lent, Passover, Easter, Pentecost, etc in the Spring. Starting B90 in March and finishing at the end of May is a rich season for God's people. This is especially good also because B90 can be completed before the summer months when most people choose to vacation.

### **Summer**

A few congregations do well in the summer, but most do not. Try to start after schools close for summer and finish before classes resume in the fall. Prepare people to keep reading if even while traveling. Those who fly find this is a great time to do their reading.

### **Fall**

Schedule so that you finish before Thanksgiving. Most everyone will be caught up in holiday gatherings with family and friends, which can cause frustration and impede finishing B90.

## **B90 • Best Practices for Communities**

**Many have taken Bible in 90 Days straight to their community and seen great success. You can do it too!**

Several smaller communities have offered Bible in 90 Days programs community-wide. While each community is different and has unique resources and challenges, some universal best-practices are summarized here:

- Have a well-known and respected member of the community spearhead the effort.
- Enlist influential organizations in the community to organize the effort (ministerial association), mobilize volunteers (churches), provide resources (businesses or civic groups).
- Encourage all participating hosts (churches, prisons, companies, etc.) to adapt the Best Practices for Churches as appropriate to their entities and audiences.
- Plan ahead. Be patient. It takes time and persistence. Depending on the size of the community and whether or not an organizing structure is in place (or needs to be formed), a successful community-wide effort can take 1-2 years from inception to completion.
- Upon completion, consider hosting a community-wide celebration open to all participants.

## B90 • Best Practices for Prisons

**B90 groups have made a huge difference in prisoners and prisons alike. These notes will help men and women behind physical bars find spiritual freedom.**

The Bible in 90 Days has been exceptionally well received by Prison Fellowship in several states. We have seen very positive results from using Bible in 90 Days within the faith-based dorms in the prisons of Texas. In addition to the individual spiritual growth that comes from reading the Bible from cover-to-cover in only 90 days, we have seen that the use of the materials has produced a tremendous sense of community among the participants. Many inmates have invited family and friends on the outside to read along with them, thus bringing them closer to those on the outside. Below are some of the best practices we have observed when using the materials in prison ministry:

- Always remember that each prison is unique; therefore, work closely with both the chaplain and warden when implementing the materials.
- Small groups are the key to the success of B90 in prisons. Ask the chaplain to select qualified inmates to serve as group facilitators. Let facilitators choose co-facilitators from within their group. Emphasize and train group leaders to facilitate discussion, not teach. Allocate as much time as possible to the small groups (at least 45 minutes). The leaders will be very comfortable using the questions in the Participants Guide, so there's no need to add to them.
- Always be yourself, even if you feel inadequate. Inmates are usually very flexible and appreciative of the opportunity to read God's Word.
- Don't miss a week. Keep on schedule. Work with the chaplain if any conflicts develop within a group.
- As leader you set the tone. Be continually positive and encouraging. Keep their focus on the big picture and the unity of the Bible, and postpone (for now) questions that arise from particular Scriptures. Those can be addressed after B90 is completed. The best preparation for you as leader is to participate yourself by reading along with the inmates. Share what you are learning as you read the Bible with them. Preview the DVD (or streaming) video for each session, choosing the track that best fits your situation. Inmates have responded well to Jack Modesett's presentations.
- Work with the chaplain to plan a celebration event at the end of the class. It might include a meal, inmate's testimonies, and a personalized copy of a B90 Certificate of Completion.

# What's Next?

## Dig Deeper with BNEXT Bible Studies

Now that you've read the whole Bible and have a basic understanding, wouldn't it be great to dig deeper in study? Our BNEXT Bible Studies take a closer look at God's ways and works. You can start in Genesis with the In The Beginning study. Over time and with discipline, work all the way through to Revelation with the Brighten Your Light study. Talk to your church leadership about launching a BNEXT study group, or re-gather your B90 classmates and jump right back in — just a little deeper! BNEXT studies work for individuals, but work best in small groups. [▼ See BNEXT Studies](#)

## Keep Reading

By the way: congratulations on finishing B90! You've established a daily reading habit, sooo . . . why not keep reading? However, just as a marathon runner only works out lightly for a few days after a marathon, you may choose to reduce your daily reading load for a time. Here are some ideas/options:

- Go back to re-read portions of the Bible that intrigued you. Refer to a Bible commentary as you read. Bible commentaries can be found in Christian bookstores, online, or ask your church staff or class leader to recommend one.
- Read one chapter of Proverbs a day for a month. There are 31 chapters, so you'll finish in a month.
- Read B90 again in a few months and/or host a B90 group yourself. You enjoyed the first journey — you'll enjoy the second even more! If you dread re-reading rather than anticipating it, then ask the Lord what's best for you next.
- Spread the word by sharing your B90 experience at church. Talk with family, friends, co-workers, and others in personal conversations, or post your experience on social networks.

Bless you for faithfully reading the entire Bible. We'd love to hear how your life was impacted by your B90 experience. [▼ Share My Story](#)